


Art Curriculum Map

In Art we develop pupils' knowledge and understanding using a wide range of skills, materials and techniques. We encourage pupils' to confidently reflect on their own ideas, culture, environment and the work of others in order to create a unique and personal response in a variety of drawing, painting, printing, relief, 3D, clay and digital media. We aim to inspire pupils' to think independently and work creatively, as well as problem solve in the process of creating a series of outcomes with their chosen artist and techniques.

He who works with his hands and his head and his heart is an artist.
Francis of Assisi



Revisit coursework project one and two prior to internal standardisation

External moderation preparation

How to respond to a theme and realise intentions.

They produce a personal response to their investigation taking into account their knowledge and understanding of the formal elements and chosen theme.

AQA externally set assignment.

Pupils will choose a theme to respond to preparation will start in half term 3 and follow the format from coursework produced in Year 10 and 11.

AQA externally set ten-hour exam.

Pupils produce a personal response to their investigation taking into account their knowledge and understanding of the formal elements and chosen theme.

Half term 1/2


Half term 3/4

Half term 4

YEAR 11

Coursework project two.

Pupils will research sources to inspire the development of ideas from one of the following starting points Identity, Objects or Architecture.





How to respond to a theme and realise intentions.

Pupils produce a personal response to their investigation taking into account their knowledge and understanding of the formal elements and chosen theme.



Half term 6

Half term 5



What are the formal elements in art?

Pupils will revisit the formal elements through a personal response based on identity

What is AQA assessment criteria?

Pupils will learn how research of sources inspire the development of ideas from the starting point Natural Forms.

How do artists explore the theme natural forms in their work?

Pupils will produce a personal written response to an artist of their choice and analyse through experimentation of materials, techniques and artist style.

What is a personal response?

Pupils will use fine art techniques and processes, appropriate to their own personal intentions. They will use a variety of techniques, skills and materials to produce a range of responses to their chosen investigation.

Half term 3/4

Half term 1

Half term 2

YEAR 10

What are the architectural features of "Our Town"?

Pupils will explore "our town" through primary and secondary source images. Photography, photoshop and observational drawing and painting techniques will be used to record their own observations using a variety of techniques and materials.



How is still-life represented in different art

Pupils will explore still-life in different forms of art through their own analysis, observation using a variety of materials and skills including clay.



How do artists explore sea-life in their clay work?

Pupils will explore sea-life as a theme through drawing and design work to produce a clay outcome from their own experimentation with materials, techniques and artist style.

Half term 5/6

Half term 3/4

What is Culture?

Pupils will explore the question what is culture and how does it relate to my identity? They will learn about the different cultures within our community and present observations in a variety of ways using a range of techniques, materials and skills-based tasks including print making.

What is the natural and man-made world and how do artists explore this theme in their work?

Explore the natural world with a focus on sea-life. Analyse common and unique features through a variety of artistic styles, mark-making techniques and materials.

Half term 2

Half term 1

Why are portraits important?

Pupils will explore portraiture through a variety of construction materials including card and clay techniques.



YEAR 8

Half term 1/2

Half term 3

Half term 4/5/6

YEAR 9


What is Self-Portraiture and how does it link in with identity?

Pupils will explore the theme using drawing and painting techniques.



How is symmetry, shape and pattern used in design?

Pupils will explore shape, pattern and colour from a range of different cultures, in their drawing and design work, and produce a printed outcome from their own experimentation with materials, techniques and artist style.



What is portraiture and how do artists explore this theme in their work?

Pupils will explore portraiture through a variety of artist work and design their own Cubist faces based on the work of Kimmy Cantrell.

Half term 5/6

Half term 4

Half term 3

Half term 2

Half term 1

YEAR 7

What is Portraiture and how does it link in with identity?

Pupils will explore aspects of portraiture through observational drawing and the work of artists on the theme portraiture and identity.

What is Identity?

Pupils will explore the question what is identity and their own identity. They will learn about analysing a theme and presenting their research in a variety of ways using a range of materials, techniques and the formal elements.

What are the seven formal elements in art?

Pupils will explore the seven formal element and how to distinguish between the different elements and their purpose.

